




International Student Guide 2024-2025



Université
de Rennes

TABLE OF CONTENTS



1	WELCOME	
	Welcome	1
	Your contacts	3
2	TRANSPORT	
	Getting around Rennes	5
	Getting around Brittany	9
3	ADMINISTRATIVE STEPS	
	Exchange students	11
	Free-mover students	13
4	YOUR HEALTH	
	Healthcare in France	16
	University health services	17
5	ACCOMMODATION	
	Exchange students	19
	Free-mover students	19
	Useful tips	21
6	PRACTICAL INFO	
	Bank account	25
	Visa procedures	26
7	STUDENT LIFE	
	Welcome events & information webinars	29
	Food services	32
	Student services & help	34
8	CULTURE	
	At the university	40
	In Rennes	42




Welcome

Rennes, the capital of Brittany, is just an hour and a half by train from Paris. Rennes has the 8th largest student population in France, with 70,000 students, including 8,000 international students. In 2024, Rennes was **ranked second among the best student cities in France.**

The University of Rennes is one of France's twelve leading universities, and traces its roots back to the 15th century. Ideally located in the capital of Brittany, Rennes, **you can easily explore French and Breton heritage and culture.**

1. Your Contacts





Your Contacts at University

Administrative Services

- ▶ The Department of International Relations and Affairs
 - ▶ International Relations Offices
 - ▶ The Registrar's Offices
- 1 place Paul Ricoeur
35044 Rennes CEDEX

Rennes Center for International Mobility Welcome Desk

- ▶ <https://cmi.univ-rennes.fr/en>
- 1 place Paul Ricoeur
35044 Rennes CEDEX

Connecting to Wifi

- ▶ "Eduroam" or "Univ-rennes"
(if you have a student account **"sesame account"**)

2. Transport





Getting around Rennes

The Korrigo Card

The **Korrigo card** is a **multi-service travel card**. It allows you to use all public transport (metro, bus, bikes) but also gives access to a host of services, such as access to the city's swimming pools and libraries.



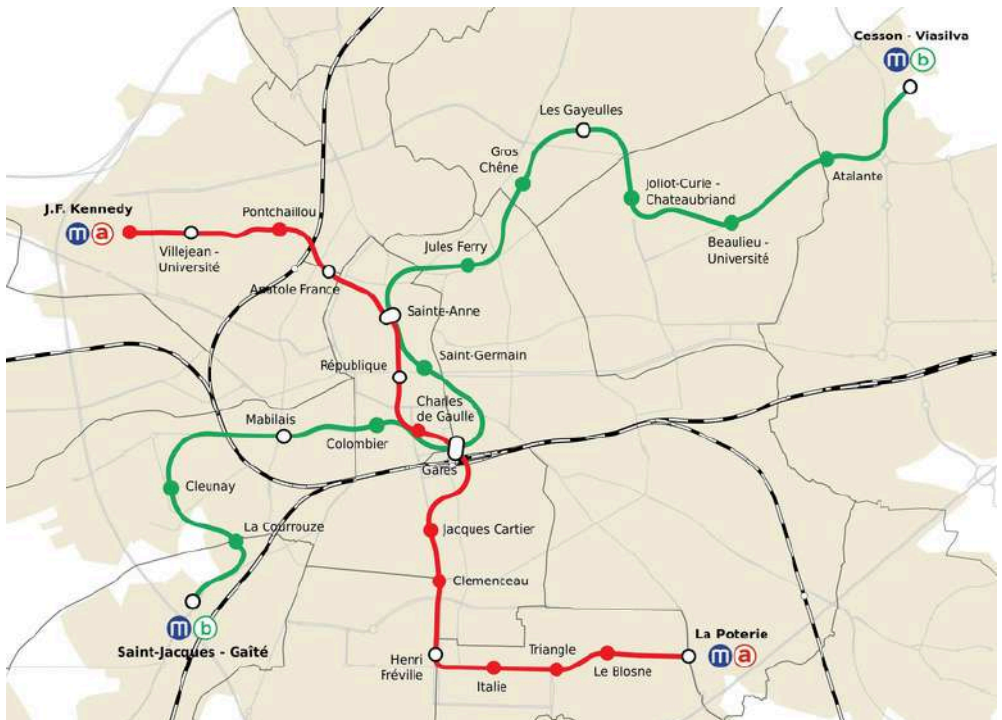
A Multi-service Card

The Korrigo card is also used at university, for printing and photocopying, as well as for signing up to the University Library (BU) and sports department (SIUAPS). There are **several branches in Rennes** where you can obtain and load the Korrigo card. You can also download **the Star application** to get around Rennes more easily (or **Handimap** if you are disabled).

▶ [Accéder au plan interactif des campus rennais](#)



The Metro in Rennes



Circulation

Tous les jours

de l'année

Excepté le 1er mai

(Fête du travail)

Premier et dernier départ en semaine (hors période estivale)

5h15 > 0h25

du lundi au mercredi

5h15 > 1h25

les jeudis et vendredis

Premier et dernier départ le week-end (hors période estivale)

5h15 > 1h25

les samedis

7h10 > 0h25

les dimanches et jours fériés

Un métro toutes les 1 minutes 25 à 4 minutes, du lundi au vendredi, entre 6h et minuit.

Cette ligne est accessible aux personnes à mobilité réduite.



By Bus

▶ Discover the **STAR bus network maps**

By Bike

For a few minutes or a few hours, **borrow a self-service bike!** Hundreds of bikes are waiting for you at stations all over Rennes.

By Carpooling

- **Start'T**

The STAR transport service organises a **car-sharing service** in Rennes with motorists. Thanks to the start't stops on your usual routes, you can carpool without booking with people going in the same direction as you, at the same time as you. The service is open from 7am to 9am and from 4.30pm to 7.30pm, Monday to Friday.

To calculate your journey by bus, metro or bike, go to the STAR website



Buying your Travelcard

If you have a Korrigo card

- On the STAR website;
- On the STAR app;
- At metro ticket machines ;
- At STAR-approved retailers;
- From the bus driver, to be loaded onto your Korrigo card.

If you don't have a Korrigo card

- At metro ticket machines;
 - From the bus driver;
 - By credit card on board the bus or metro:
1. On the bus or metro, present your bank card at the validator.
 2. The message Do you want to validate with your bank card? appears. Select YES on the validator touch screen.
 3. Your validation is complete. You can now travel freely on the STAR network for 1 hour. You will be debited €1.70 the next day.

 [Learn more](#)



Getting around Brittany

By Train

Book your train ticket **on the SNCF website** (Société nationale des chemins de fer français).

By Bus

- **Plan a BreizhGo coach journey**
- **Access the BreizhGo route map**

By Carpooling

- **OuestGo**
- **BlaBlaCar**


By Boat

Click here for all the information you need about travelling by boat to the 9 Breton islands served by boats.

+ **Learn more**

3. Administrative Steps





Administrative Steps

Registration for Exchange Students

1. Validate your Application

Register on **Mobility Online** using the connection link sent to you by your **department's international relations office**.

2. Find your Accommodation

On **Mobility Online**, choose whether or not you want accommodation.

3. Welcome Programme


Inform your **international relations office** if you would like to take advantage of the FLE courses offered for one semester, and if you would like to benefit from a personalised welcome (contact with a welcome counsellor).



4. Registration

On arrival, complete your administrative registration with the **international relations office** in your department or faculty.

At the **registrar's office**, obtain your student card and complete your academic registration. Confirm my choice of courses at the University of Rennes as part of your exchange.



Administrative Steps

Registration for Free-Mover Students

1. Validate your Application

Once you have received an acceptance email, confirm your choice on the platform through which you applied (**Candidatures, Etudes en France, MonMaster, Parcoursup, Applying**).

2. Find your Accommodation

Once your application is confirmed, you should start looking for accommodation as soon as possible. It can be very complicated to find accommodation if you are only looking at the start of the academic year.

Find out about your various options **on the university website** and on the **website of the Individual Mobility Centre in Rennes**.

3. Visa Application

Check whether or not you need to apply for a visa **on the France visas website**. Please note that it may take longer to apply during the summer period (June-August). You want to apply early to ensure that you arrive in France and can attend the start of the new academic year at the beginning of September.



4. Validation of residence permits, help with administrative formalities

When I arrive, I make an appointment with CMI Rennes to take advantage of the reception and support services (residence permit and administrative procedures). **More information**

5. Welcome Programme

If you would like, you can take advantage of the sponsorship system offered at the university and register with **the buddy system**, or register on **the ESN Rennes website**. Your buddy supports you throughout the year, helping you with the administrative formalities and introducing you to the city and French culture.

6. Registration

You must pay the **CVEC** (student and campus life contribution), which all students must pay, except in special cases or for exchange students. Complete my administrative registration at the **registrar's office** (online payment is not possible for international students registering for the first time). Pay **the registration fees**, obtain your **student card** and **finalise your enrollment** (choice of courses). **Please note that additional training fees may apply depending on the course chosen.**

4. Healthcare





Healthcare

Social Security System

Check whether or not you need to join the **French social security system, depending on your situation**. If so, go to the **dedicated section of the CPAM** (Caisse Primaire d'Assurance Maladie) to register, along with the supporting documents requested.

Complementary Health Service

French social security does not reimburse all health costs, so for more comprehensive cover of your costs in general, or in the event of unforeseen circumstances, the university **strongly recommends that students take out complementary student health insurance**.

There are a number of them, and here are a few examples to give you an idea: **MGEN, LMDE, SMERRA, SMENO...**


Please note: before enrolling at the University and joining the general French health insurance scheme (CPAM), you must have private insurance to cover any health expenses you may incur (unless you have a European Health Insurance Card).




University Health Services

The university offers health services dedicated to students: the **Student Health Service (SSE)**. Consultations, medical check-ups, psychologists, etc.

Do you need a consultation, advice, a listening ear or do you have a question? The SSE team (secretaries, nurses, doctors, dieticians, clinical psychologists, prevention and health promotion officers) can see you free of charge.

 **Villejean Campus:** Bâtiment Eveve
Beaulieu Campus: Bâtiment 2

 +33 2 23 23 55 05

Student Health Advisers (Étudiants Relais Santé) are also present on your campuses to run **health promotion activities** and are available to listen to you to find out more about your needs.

If you are a non-EU student, you will receive an email from the SSE inviting you to a health check-up in the first few weeks after your arrival.

 **Learn more**

5. Accommodation





Accommodation

Exchange Students

On **Mobility Online**, you can apply for accommodation which will then be managed via the quota.

Free-Mover Students

The International Mobility Centre (CMI Rennes) can help international students find accommodation free of charge. For more information, **visit their website**.

With **Studapart**, the University of Rennes provides students with an accommodation platform that centralises advertisements from private landlords, estate agencies and student residences around the campuses and in many towns.

The university also has a partnership with **La maison en ville**, which offers accommodation to students aged between 18 and 30.



Financial Help

Subject to means testing, anyone living in France is entitled to housing assistance, paid by the **CAF** (Caisse d'Allocations Familiales). Only international students (from outside Europe) in possession of a VLS-TS (Visa Long séjour valant Titre de séjour) are eligible.

[!\[\]\(eafc244b53721dd1ec133f0772f70fc7_img.jpg\) Learn more](#)

Finding a Guarantor

A guarantor is a person who undertakes to pay your rent if you can no longer afford to do so. In France, French and foreign nationals wishing to rent a flat are almost always asked to provide a guarantor. The **VISALE** rental deposit enables people under the age of 30 who do not have a guarantor in France or Europe to provide an equivalent guarantee for the landlord.

Studapart can also act as your guarantor for the duration of your tenancy. To be eligible, all you need to do is submit your identity card and proof of admission to university on the platform.



Useful Tips

- **Don't wait until you're in France to look for your own accommodation:** make your applications remotely, thanks in particular to the support offered by the International Mobility Centre or via **the Studapart platform** made available by the University of Rennes
- You will need to take out **home insurance**, which will be required by the owner of the accommodation, regardless of the type of accommodation you choose (private sector, university residence, etc.).
- Beware of scams: **never send money remotely** without signing a rental contract and dealing directly with an organisation.
- **Anticipate:** start preparing your rental file in advance to avoid delaying the application process.
- **Take care with the presentation:** organise your documents and present them in clear, legible copies.
- **Remain available:** make sure you can be reached by phone or e-mail during the application process so that you can respond quickly to any questions.



On the website **[messervices.etudiant](https://messervices.etudiant.fr)**, you can find all the services available on student accommodation: applying for a room in a CROUS residence, information on housing grants, classified ads for private accommodation, etc...

Other Ways to Find Accommodation:

- **On the Campus France website**
- **On the government website**

Flat sharing:

- **A partager**
- **La carte des colocs**

Intergenerational shared accommodation (students and elderly people share accommodation, often that of the elderly person, to combat isolation):

- **Tim&Colette**
- **WeShareWeCare**
- **Ensemble2générations**
- **Cohabilis**



In a coliving arrangement (alternative form of flat-sharing where a tenant benefits from shared amenities such as a coworking space, gym, etc.):

- **Coliving France**

With a private individual:


- **Lokaviz**

Disabled-friendly accommodation:

- **Map of disabled-friendly rentals/accommodation**

6. Practical Info





Opening a Bank Account

If you are staying in France for more than 3 months, it is much more practical to have a French bank account for day-to-day expenses (reimbursement of medical expenses, transport passes, housing assistance, etc.). All students, whatever their nationality, have the right to open a bank account in France.

Opening an account allows you to:

- Make **bank transfers** to pay rent, tuition fees, mobile phone bills, etc.
- **Benefit from the CAF and CPAM**, which will not be able to transfer money to a foreign bank account.
- **Take out accommodation and civil liability insurance**, which is essential for your administrative registration.

Documents required:

- Passport/ID card;
- Residence permit;
- School certificate;
- Proof of address.

[**+** Learn more](#)



Visa Procedures

For Non-EU students

There are **different types of visa for studying in France** (long stay = three months or more):

- **VLS-TS**

Visa Long Séjour valant titre de séjour

- **VLS-T**

Visa Long Séjour temporaire

- **The long-term visa for researcher "Passeport Talent-chercheur"**

Reminder: If you live in one of the countries covered by the **Etudes en France procedure** and you need a visa to study in France, you must first apply to enrol in higher education via the **Etudes en France platform**.



Important

You must validate your visa within three months of arriving in France. You can check beforehand **whether or not you need a student visa here**. You can validate your visa entirely online.

Information and contacts in Rennes to validate your visa:

**Rennes Center for International Mobility
(CMI Rennes)**

7. Student Life





Discover our Online Information Modules

Work Adventure Platform

On the Work Adventure platform, **you can connect to a virtual space modelled on the Rennes campuses**, where you can find **various information modules** relating to your life as a student. There are 5 modules relating to health, transport, the International Mobility Centre, CROUS and the Arts.

 **Join the platform**

Webinar for International Students

To watch the replay of the webinar presenting the Université de Rennes to students on individual mobility, **[click on this link](#)**.



Welcome Events

CMI International Students' Day (ISD)

Have you decided to study in Rennes in September 2024? Don't miss ISD - International Students' Day, THE day to welcome international students to Rennes! To celebrate the start of the new academic year, **CMI Rennes** is organising its eleventh International Students' Day on **Thursday 12 September from 1pm to 6.30pm!** This event brings together all the information you need to settle in France, as well as a host of activities and gifts.

On the programme:

- Ongoing information sessions "What is the CMI and what can it do for me during my stay in Rennes?";
- Presentation of the welcome pack;
- Partner forum: the CROUS, CAF, CPAM, university services, cultural and transport partners and associations will be on hand to give you all the information you need to settle in and live in Rennes;
- Tours of the historic centre of Rennes: discover your adopted city and its history with guides from the tourist office.

And also: relaxation area and outdoor games, Escape Game, photo booth, refreshments, booking of shows and excursions.



Back-to-school Forums

This year, the welcome events of the University of Rennes will take place on each of the campuses, in the first half of September, from 4pm to 7pm.

- **Thursday 5 September** - Central Campus, Faculty of Economics
- **Tuesday 10 September** - Villejean Health Campus, Bât 1 and Place de l'Agora
- **Thursday 12 September** - Beaulieu Campus, gymnasium and Diapason forecourt

On the programme: a forum of associations, services and partners, fun and sports activities, and music with a DJ set.



The Cafeterias in Rennes

You can find university restaurants or cafeterias on each campus.

Villejean Campus

- **Restau U l'Erève**
- **Crous Market Santé**

Central Campus

- **Restau U Hoche,**
- **Restau U Fougère**
- **Moovy Market**, the Crous' new mobile grocery shop, will be parked in the courtyard shared by Ipag and SciencesPo Rennes at the start of the new academic year.
- **IAE Rennes cafeteria**

Beaulieu Campus

- **l'Astrolabe**
- **INSA Restaurant**
- **Crous Market IUT**
- **Cafeteria of ISTIC**
- **Cafeteria of Diapason**

[**+** Learn more](#)



The Cafeterias on Remote Campuses

You can find university restaurants or cafeterias on each campus.

Lannion Campus


- Restos U'Branly (IUT)
- Resto U Trégor (Enssat)

Saint-Brieuc Campus

- Resto U & Crous Market Mazier

Saint-Malo Campus

- Resto U & Crous Market IUT




Welcome Monitors

Exchange students can be assigned a host teacher. Their role is to welcome international students coming to the Beaulieu campus as part of an exchange programme (e.g. Erasmus).

Buddy system

For **free-mover students**, the university offers a **sponsorship programme**, the Buddy System, which aims to improve the welcome and integration of international students who will be studying at the University of Rennes next academic year. Their aim is to offer you personalised support and a better understanding of the French university system from the moment you arrive in France, to help you with everything from administrative procedures to academic support, language practice, cultural activities and outings.




The “Étudiants Relai Infos”

In order to be as close as possible to students, the Student Life Department trains and employs a dozen Student Info Relays for one year. These students share their experience and information about student life with other students. They provide all the information needed for the various procedures and refer students to the relevant internal and external services (Crous, Caf, Crij, etc.).

At the start of the new academic year, during the first half of September, the Relais Info students will be waiting for you every lunchtime at the counters to answer your questions and share information, advice and good tips. The counters are located on the Beaulieu, Science éco, Droit Science Po and Santé campuses.

[**+** Learn more](#)



Language Support in French

French as a Foreign Language (FLE) classes are provided as part of the **Bienvenue en France label** and are intended for free-mover international students (i.e. not on exchange programmes). The aim is to allow you to become more familiar with university work methods and to improve your command of the French language. The course will be organised around methodological workshops aimed at helping you to better integrate into university life, improve your understanding of the lessons and facilitate your communication.

[**+** Learn more](#)

Language Support in English

If you are a free-mover international student and you are finding it difficult to follow classes given in English, you can have additional language support classes provided by the university. English language classes are provided free of charge as part of the **Bienvenue en France label** and are intended for free-mover international students (i.e. not part of an exchange programme).

[**+** Learn more](#)



Sport

SIUAPS, the inter-university physical activity and sports service of Rennes' two universities, offers a choice of activities and facilities to enable students to practise a sport throughout their university career. More than **80 sports activities** are available. Most activities are free.

There are also **events** at the end of the academic year, tournaments and courses: climbing, badminton, sailing courses, basketball night, etc.

+ [Learn more](#)

UniverCity O'Trail

April sees the **UniverCity O'Trail**: a team orienteering race (2 to 5 people) around one of the University's campuses. As a bonus, all participants will receive a t-shirt and all registered students will be entered in a prize draw.

High-Level Sport

SIUAPS also aims to help top-level sportspeople reconcile their studies with intensive sports practice, and to bring both projects to fruition. **Information and applications**



Combating Discrimination, Harassment and Sexual and Gender-Based Violence

The university has set up a helpline to receive reports of **discrimination, harassment and gender-based or sexual violence** in a confidential and neutral setting. It listens, guides and supports people, deals with reported incidents and, if necessary, alerts the relevant authorities.

If you are aware of a situation that could involve discrimination, harassment or sexual or gender-based violence, please report it. If you are a victim or a witness to a situation, you can write to ecoute-signalement-sse@univ-rennes.fr

E-mails are managed by doctors in the health services who respect a strict framework of confidentiality, anonymity and neutrality.

[!\[\]\(96cc62f861fdd6e50510c0224a756dff_img.jpg\) Learn more](#)

8. Culture





At the University

The Scientific Collection

Zoological and botanical museums, naturalised specimens of many species scientific instruments, old books and manuscripts... The University of Rennes is home to some remarkable scientific collections. Discover the university's treasures on a guided or self-guided tour.

The Diapason Theatre

Located on the Beaulieu campus, the Diapason is both the University's auditorium and a multi-purpose space dedicated to exhibitions, sports activities, concerts, etc. The Diapason also houses a cafeteria, a film club and various artistic workshops (dance, music, drawing, photography, etc.).

[!\[\]\(a870788d6ed9b8fd294b7654a8c8526b_img.jpg\) Learn more](#)



University Libraries

► **Découvrez les BU, bibliothèques et centres de documentation de l'Université de Rennes et de ses partenaires.**

These libraries are open to all, with no access control. Depending on the case, they are the libraries of a training component of the University of Rennes, or of a component or associated institution. It is possible to reserve a study room, borrow books, equipment and documents, as well as print, photocopy and scan.

CMI's Cultural Programme

The Rennes International Mobility Centre (CMI Rennes) offers a cultural programme for international students·es, doctoral students·es and researchers·ses, on mobility in Rennes, enrolled·es **in a member institution of the group**. Discounted shows and excursions in Brittany will help you make the most of your stay in Rennes.



In Rennes

Rennes is a city of art and culture, with numerous museums, flower-filled parks, major theatres and venues for festivals and cultural events.

Museums

- **Le musée des Beaux Arts**
- **Les Champs Libres** (also a library and cultural centre)
- **Le FRAC Bretagne**
- **Le musée de la Bretagne**
- **La Criée**


[**+** Learn more](#)



Film & Theatre

- L'Arvor (cinema)
- Le TNB (cinema and theatre)
- Gaumont (cinema)
- La Paillette (theatre)
- Le Vieux St Etienne (theatre)

The first two are art house cinemas and offer reduced prices with **the Sortir card**.



**Direction des Affaires
et des Relations Internationales**

dari@listes.univ-rennes.fr

www.univ-rennes.fr/en

<https://linktr.ee/internationalunivren>



**Université
de Rennes**



European
Digital
UniverCity